

Sales reports

Various sales reports have been loaded to support your store management.

- Daily general report
- PLU
- Group
- Hourly
- Monthly
- Flash (read report only)
- Periodic report 1 and 2

Z	DAILY		Report title
Z	DEPT	0001	Department report title/reset counter
		0001015	Report code
DEPT001		38	Department name/No. of items
8.13%		257.53	Sales ratio/amount
		183	
		-1,352.26	
TL		88.61	Total No. of items
		1,916.10	Total amount
Z	FIX	0001	Fixed total report title/reset counter
		0001011	Report code
DECLA		6,919.04	Declared cash in drawer of main currency
		0.00	Difference (=declared - accumulated)
GROSS		981.25	Gross total
		6,574.40	
NET	No	111	Net total
		7,057.14	
CAID		6,919.04	Cash in drawer
CHID		139.04	Charge in drawer
CKID		859.85	Check in drawer
CRID(1)		709.85	Credit in drawer
CRID(2)		0.00	Credit in drawer
CRID(3)		0.00	Credit in drawer
CRID(4)		0.00	Credit in drawer
RF	No	3	Refund mode
		10.22	

Other convenient features

- 200 department registrations in up to 12 characters
- 2,000 PLU's for quick, accurate registration
- 50 clerks
- 4 tax tables for tax-included or add-on tax calculations
- PC connection

Electronic Journal function

The Electronic Journal function enables you to save the contents of your sales transactions in built-in memory.

Options

Spill-proof cover	WT-89	For SE-S300/SE-S2000
Stroke keyboard cover	WT-90	For SE-C300/SE-C2000

Specifications

Model No.	SE-S300S/SE-S300M	SE-S2000M	SE-C300M	SE-C2000M
Body color	White	White	Black	Black
Keyboard type	Stroke	Stroke	Combination	Combination
Display	Operator	LCD with backlight 2 x 16 characters / 10 digits, 7 segments		
	Customer	Pop-up 8-digit numeric LED		
Printer	No. of sheets	1	2	2
	Printing method	Thermal printer		
	Printing speed	14 lines/sec (max.)		
	Paper width	58mm +0/-1mm x 80 φ		
Drawer type (S: small, M: medium size)	S/M	M	M	M
Memory backup	AA-size alkaline batteries x 2 / Approx. 1-year backup (at 25°C) Batteries are not included.			
No. of RS232c ports	1	2	1	2
Power source	Official (nominal) voltage and frequency			
Power consumption	AC 120v 0.4A / AC 230v 0.26A			
Operating temperature	0 to 40°C			
Operating humidity	10 - 90% RH			
Dimensions and weight (W x D x H)	400 x 450 x 213mm with M-drawer / 10 kg 330 x 360 x 198mm with S-drawer / 5.5 kg			

<http://world.casio.com>

Note: Specifications and design are subject to change without notice.

CASIO
CASIO COMPUTER CO., LTD.
Tokyo, Japan

BW0801-0150001A Printed in Japan
Printed on recycled paper

CASIO®

*Born with your store in mind!
Stylish design to help your business prosper.*



SE SERIES ELECTRONIC CASH REGISTERS



STROKE KEYBOARD MODELS
SE-S300S/300M/2000M

COMBINATION KEYBOARD MODELS
SE-C300M/2000M

Stroke keyboard models

SE-S300S/SE-S300M **1-sheet models**

SE-S2000M **2-sheet model**



SE-S2000M



SE-S300S



SE-S2000M

Designed to meet the needs of almost any retailer in the grocery or general merchandising fields, our stroke keyboards are equipped with 25 department keys (1-sheet models) or 30 department keys (2-sheet model) for quick, accurate department registration. Using the shift key doubles these numbers to 50 and 60, respectively. And up to 200 departments can be registered by department number.

A post receipt function key lets operators issue receipts even with the receipt function key turned to OFF.

Compact size

The size has been reduced by 33%* to open up more counter space for interaction with customers.


*Main unit only; comparison with TE-2000 model



Combination keyboard models

SE-C300M **1-sheet model**

SE-C2000M **2-sheet model**



SE-C2000M



SE-C300M

- An optimal combination of 72 keys on the spill-proof flat keyboard and regular stroke keys support easy registration for retailers of all kinds, especially for small restaurants and other food industry businesses.
- Easily replaceable menu sheet paper simplifies the new menu creation process.
- The dark coloring and rounded contours ensure a good fit with most hospitality environments.
- A stand-alone check-tracking function supports efficient control by hospitality businesses.

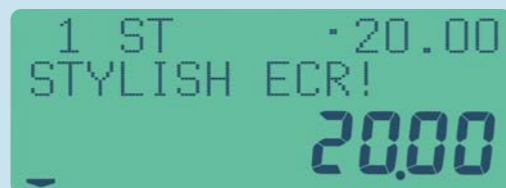
Stylish design

The contoured body with two-tone coloring adds further richness and elegance to your store's image. The keyboard is operator friendly, and the display is set at the optimal angle for easy viewing. The key touch tones can also be turned off when a quiet store atmosphere is desirable.



High-visibility sales transaction display

A clear backlit LCD assures easy operator readability. Transactions are displayed in up to 12 characters and individual sales figures in up to 10 digits in 7 segments.



Receipt and journal printer

The speedy thermal printer meets the needs of busy stores with clear, concise printing on spacious sheets measuring 58mm in width. Enhance your store image by selecting the optimal printing size for adding store messages and graphic images. You can print in normal or double-size characters and add a graphic logo and/or commercial message as a header.

Help


The Help function provides answers to frequently asked questions, from date/time programming and other receipt issuance issues to paper roll installation and operation of the 300 PLU/department name feature.

ENTER NUMBER THEN PRESS <HELP> KEY.

01: HOW TO PROGRAM DATE AND TIME?	1) TURN MODE KEY TO PGM.
02: HOW TO PROGRAM TAX TABLE? (US)	2) ENTER HMM
03: HOW TO PROGRAM TAX? (CANADA)	PRESS <X> OR <X/FOR> KEY.
04: HOW TO PROGRAM TAX? (OTHER AREA)	3) PRESS <C> KEY.
05: HOW TO PRINT WATERMARK MESSAGE?	4) ENTER YYMMDD
06: HOW TO REPLACE PAPER ROLL?	PRESS <X> OR <X/FOR> KEY.
07: HOW TO SET DEPT./PLU NAME?	5) PRESS <C> KEY.
08: HOW TO SET PRESET RECEIPT MESSAGE AND GRAPHIC LOGO?	
09: HOW TO TAKE REPORTS?	
10: WHAT IS THE ELECTRONIC JOURNAL?	
11: WHEN NEW TAX TABLE IS PUBLICIZED.	

Graphic logo printing

Print graphic images and free text on your receipts for promotional or other purposes. Select an attractive text font to add style to your promotions. A selection of ready-made built-in images is also available for immediate use.



Quick, easy drop-in paper loading

The drop-in paper loading method is adopted to simplify paper roll replacement.

300 built-in PLU's/department names

Built-in menus reduce the programming time required for PLU's and departments. Simply select a name from the list and make any necessary adjustments.

- | | |
|-----|---------------|
| 001 | : ADJUSTMENT |
| 002 | : ADULT |
| 003 | : ADVANCE PAY |
| 004 | : AUDIO |
| 294 | : WARDROBE |
| 295 | : WATCH |
| 296 | : WATER |
| 297 | : WHISKEY |
| 298 | : WHITE WINE |
| 299 | : WIRING |
| 300 | : WRAPPING |

Easy character setting

Use the 10-key keypad and function keys to program such programmable items as PLU and department names. The display enables you to confirm input data at a glance.



Customer display

A built-in customer display makes it easy for customers to confirm sales transaction contents.



Data backup

An automatic backup and restore function stores your programming data securely in internal flash memory.